

Japan | 7.1M Earthquake of 13 February



Impact overview

as of 16 Feb

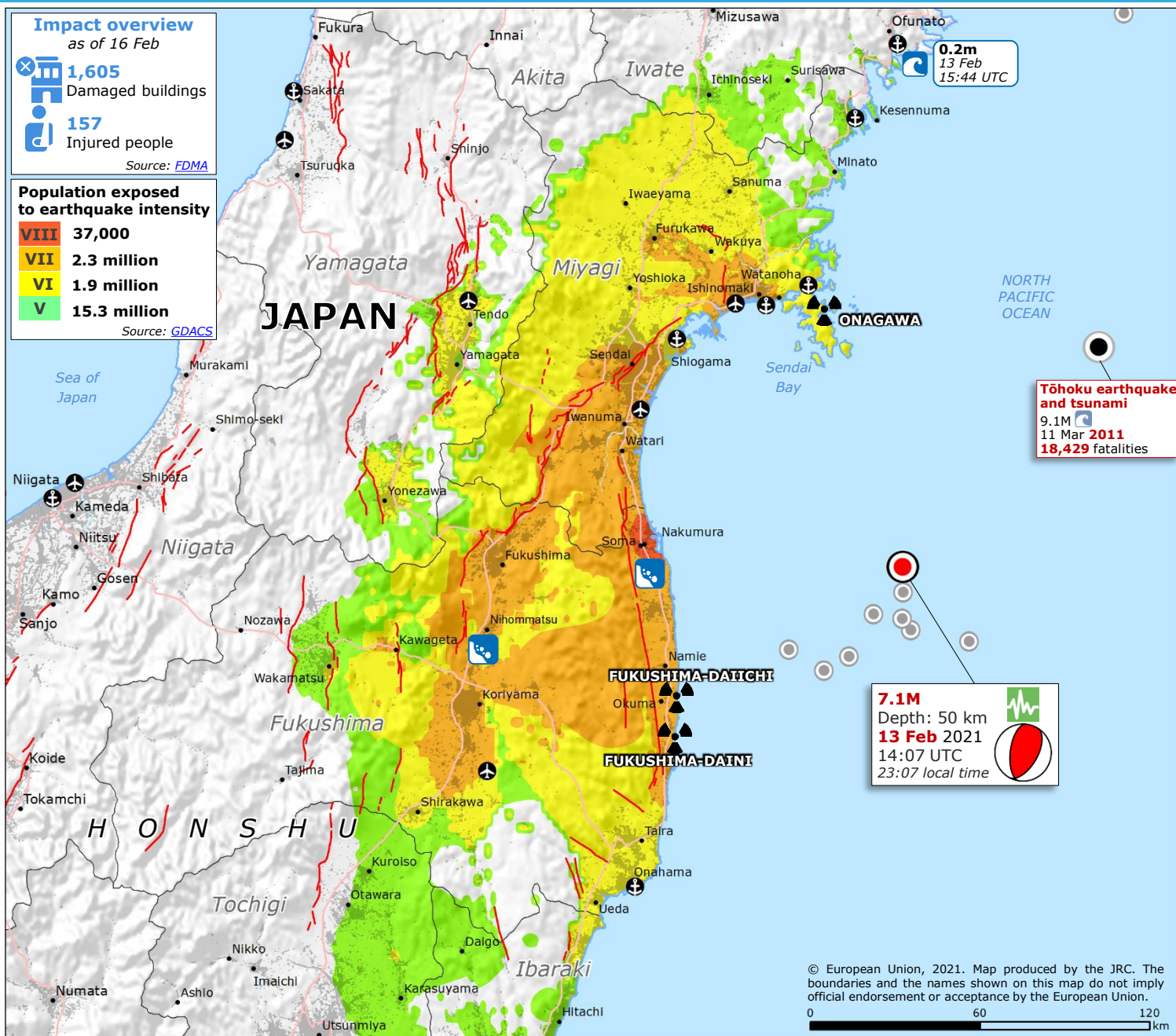
- 1,605** Damaged buildings
- 157** Injured people

Source: [FDMA](#)

Population exposed to earthquake intensity

- VIII** 37,000
- VII** 2.3 million
- VI** 1.9 million
- V** 15.3 million

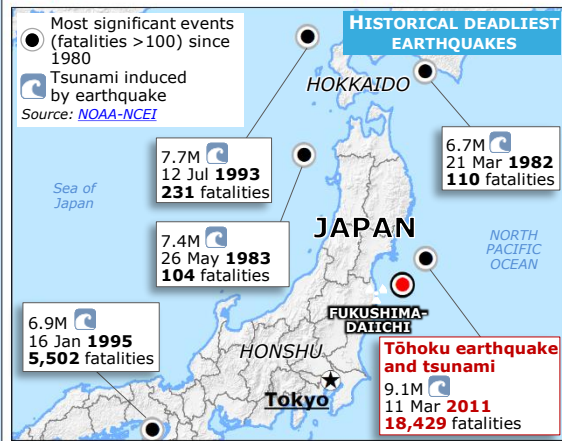
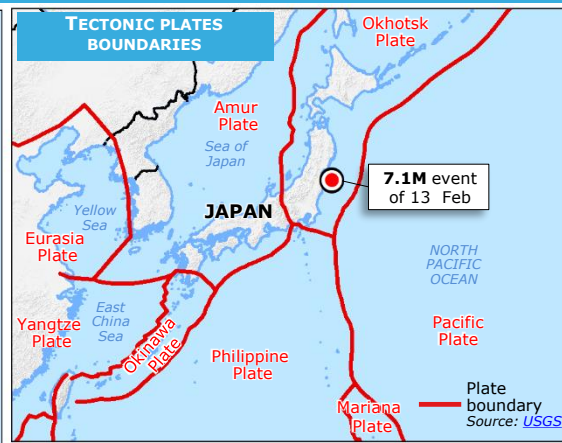
Source: [GDACS](#)



0.2m
13 Feb
15:44 UTC

Tōhoku earthquake and tsunami
9.1M
11 Mar 2011
18,429 fatalities

7.1M
Depth: 50 km
13 Feb 2021
14:07 UTC
23:07 local time



Earthquakes

Source: [GDACS](#), [USGS](#)

- Main event
- Aftershocks 4.5 - 5.3M 13-15 Feb
- Focal mechanism

Landslide triggered by earthquake

Source: [FDMA](#)

Measured sea level

Source: [JRC Sea Level DB](#)

Fault

Source: [GSJ](#)

Modified Mercalli Scale intensity

Source: [USGS](#)

- VIII** Severe shaking
- VII** Very strong shaking
- VI** Strong shaking
- V** Moderate shaking

Nuclear power plant

Source: [GDACS](#)

Prefecture limit

Built-up

Source: [JRC GHSL](#)

Main road

GDACS [green](#) alert

Airport Port